



The Ultimate Custom Home Construction Workbook

High-Performance Energy-Efficient Homes: Making Your Dream Home a Reality

SYNERGY
HOMES

Let's Get Started!

Welcome to The Ultimate Custom Home Construction Workbook! If you're here, it means you've got big dreams of building your own home—congratulations! There's nothing quite like the thrill of designing a space that's uniquely yours, where every corner reflects your personal style and every room is tailored to fit your lifestyle. Whether you're a first-time home builder or a seasoned pro, this workbook is your go-to guide for navigating the ins and outs of custom home construction.



DREAMING BIG—*BUT WHERE DO YOU START?*

Building a custom home starts with a dream—a vision of what your perfect home looks like. But let's be honest, it can be a bit overwhelming when you start thinking about all the details involved in custom home construction. From choosing the right lot to selecting floor plans, materials, and finishes, there's a lot to consider.

Key Questions to Ask:

- What's your ideal location?
- How big do you want your custom home to be?
- What style are you envisioning—modern, traditional, or something in between?
- What's your budget, and how flexible is it?

THE BUILDING BLOCKS— *UNDERSTANDING THE CUSTOM HOME CONSTRUCTION PROCESS*

Now that you've got your vision in place, let's talk about the nuts and bolts of custom home construction. This chapter will walk you through the entire process from start to finish. You'll learn about everything from obtaining permits to working with architects and contractors.

Key Sections:

- 1** Finding the Right Builder: How to choose a builder who understands your vision and can deliver on it. Synergy Homes, for instance, is known for creating energy-efficient homes that don't compromise on style or comfort. We'll discuss what to look for in a builder and how to vet them effectively.
- 2** Designing Your Home: The fun part! We'll explore how to collaborate with an architect or designer to create a floor plan that meets your needs. Whether you want an open-concept layout or a home with defined spaces, we've got tips to help you design a space that works for you.
- 3** Permits and Paperwork: Not the most exciting part, but one of the most important. We'll break down the different types of permits you might need and how to ensure all your paperwork is in order.
- 4** Breaking Ground: What to expect when construction starts. We'll cover everything from the initial site prep to the foundation work, framing, and more.
- 5** The Finishing Touches: As construction winds down, it's time to focus on the details that will make your house a home. We'll discuss selecting finishes, fixtures, and final touches that reflect your style and preferences.



THE *PROS* AND *CONS* OF NEW CONSTRUCTION HOMES


So, you're sold on the idea of custom home construction, but let's weigh the pros and cons of new construction homes before you go all in.

PROS

Customization: One of the biggest perks of building a custom home is the ability to customize every aspect of your home. From the floor plan to the finishes, you have the final say.

Modern Amenities: New construction homes often come with the latest in home technology and energy efficiency. Imagine controlling your home's temperature, lighting, and security from your smartphone!

Energy Efficiency: New homes are built to be more energy-efficient than older homes. With Synergy Homes, for example, you can expect to save on your energy bills thanks to their focus on energy-efficient construction.



CONS

Time: Building a custom home takes time. If you're in a hurry to move in, the wait might be a drawback.

Unexpected Costs: While you can budget as much as possible, unexpected costs can arise during the building process. It's important to have a contingency plan in place.

Decisions, Decisions: With so many choices to make, decision fatigue is real. It can be overwhelming to choose everything from paint colors to plumbing fixtures.



We'll delve into each of these points in detail, helping you make an informed decision about whether custom home construction is the right path for you.



BUDGETING FOR YOUR CUSTOM HOME

Money matters—especially when it comes to custom home construction. This chapter is all about understanding the costs involved and how to budget effectively.

Topics Covered:

Initial Costs: Understanding land purchase costs, design fees, and initial down payments.

Construction Costs: A breakdown of what goes into the cost of building a home, from materials to labor.

Unexpected Expenses: How to plan for surprises like permit fees, design changes, or delays.

Financing Options: Exploring your options for financing your custom home, including construction loans and mortgages.

Saving Money: Tips and tricks for keeping costs down without sacrificing quality.



DESIGNING FOR YOUR LIFESTYLE

Your home should be a reflection of how you live. Whether you're a gourmet chef who needs a state-of-the-art kitchen or a fitness enthusiast who wants a home gym, this chapter will help you design a home that fits your lifestyle.

Considerations:

The Kitchen: The heart of the home. We'll explore different kitchen layouts, appliance options, and design tips to create a space that's both functional and beautiful.

Living Spaces: How to create living spaces that are cozy, inviting, and perfect for entertaining. Open-concept vs. closed floor plans—what's right for you?

Bedrooms and Bathrooms: We'll discuss how to design bedrooms and bathrooms that offer both comfort and luxury. Think spa-like bathrooms and serene master suites.

Outdoor Living: Don't forget about your outdoor spaces! We'll explore options for creating outdoor living areas that are perfect for relaxing or entertaining.

FUTURE-PROOFING YOUR HOME

Your needs might change over time, so it's important to think about the future when designing your home. This chapter will guide you through considerations like aging in place, accommodating a growing family, and planning for future technology.



Key Topics:

Flexible Spaces: How to design rooms that can easily be adapted for different uses over time.

Aging in Place: Features that can make your home more accessible as you age, such as wider doorways, zero-step entries, and first-floor master suites.

Smart Home Technology: How to incorporate the latest technology into your custom home construction for a truly connected living experience.

Sustainability: Tips for making your home more eco-friendly, from solar panels to energy-efficient appliances.



AVOIDING COMMON PITFALLS IN CUSTOM HOME CONSTRUCTION

Building a custom home is an exciting journey, but it's not without its challenges. In this chapter, we'll discuss some of the common pitfalls people face during the custom home construction process and how to avoid them.

Topics Include:

Choosing the Wrong Builder: How to avoid the mistake of hiring a builder who isn't a good fit for your project.

Not Sticking to the Budget: Tips for staying on track financially, even when unexpected expenses arise.

Design Changes: How to manage changes to your design without causing major delays or budget overruns.

Poor Communication: The importance of clear communication with your builder, designer, and contractors.

Unrealistic Expectations: How to set realistic expectations for your custom home construction project to avoid disappointment.



THE BIG FINISH—*FINAL STEPS AND MOVING IN*

You're almost there! The construction is nearly complete, and it's time to start thinking about moving in. This chapter will guide you through the final steps of the custom home construction process, including inspections, walk-throughs, and the move-in process.

Key Sections:

Final Inspections: What to expect during the final inspection of your home and how to address any issues that arise.

The Walk-Through: How to conduct a thorough walk-through of your new home to ensure everything is up to your standards.

Moving In: Tips for a smooth move, from hiring movers to setting up utilities and services.

Home Warranty: Understanding your home warranty and how to address any issues that may arise after you've moved in.

LIVING IN YOUR CUSTOM HOME

Congratulations! You've successfully completed your custom home construction, and now it's time to enjoy your new space. This chapter will provide tips for maintaining your home, as well as ideas for future upgrades and improvements.

Topics Covered:

Home Maintenance: A guide to maintaining your new home, including seasonal checklists and tips for keeping everything in top shape.

Future Upgrades: Ideas for future upgrades, from landscaping to adding additional features like a pool or outdoor kitchen.

Living Green: How to continue living sustainably in your new home, with tips for reducing energy use and minimizing your environmental impact.

THE PROS AND CONS OF NEW CONSTRUCTION HOMES—REVISITED

Now that you've gone through the entire custom home construction process, let's revisit the pros and cons of new construction homes. You've learned a lot, and this chapter will help you reflect on whether the journey was worth it and what you might do differently next time.

PROS

Your Dream Home, Realized: There's nothing quite like walking into a home that's been designed and built just for you. Every detail reflects your taste and lifestyle.

Modern Conveniences: New construction homes come with all the modern amenities you could want, from energy-efficient appliances to smart home technology that makes your life easier and more connected.

Energy Efficiency: As you've learned, new homes are typically more energy-efficient than older homes. This means lower utility bills and a smaller environmental footprint, which is a win-win for both your wallet and the planet.

Low Maintenance: Because everything in your home is brand new, you can enjoy peace of mind knowing that major repairs and maintenance will likely be minimal for many years to come.

CONS

The Waiting Game: As exciting as custom home construction is, the process can be lengthy. The anticipation of moving into your dream home is exhilarating, but it requires patience as you wait for every detail to come together.

Decision Overload: With endless choices in design, materials, and finishes, the process can sometimes feel overwhelming. Decision fatigue is a real thing, and it's important to pace yourself and prioritize what matters most to you.

Cost Considerations: While custom home construction allows you to create a home that's perfectly tailored to you, it can also come with a higher price tag compared to buying an existing home. Budgeting wisely and preparing for unexpected costs is key.





YOUR CUSTOM HOME CHECKLIST—*STAY ON TRACK AND ON BUDGET*

To wrap up this workbook, we've put together a comprehensive checklist to guide you through every step of the custom home construction process. From the initial planning stages to the final move-in day, this checklist will help ensure that nothing falls through the cracks.

Checklist Highlights

Pre-Construction:

- Set a realistic budget and secure financing.
- Choose a reputable builder and architect.
- Finalize your home design and obtain the necessary permits.


During Construction:

- Regularly communicate with your builder to stay updated on progress.
- Make timely decisions on materials, finishes, and any design changes.
- Monitor your budget and keep track of all expenses.

Post-Construction:

- Conduct a final walk-through and address any issues.
- Set up utilities and services before move-in.
- Create a home maintenance plan to keep your new home in top condition.

This checklist is designed to be your go-to resource throughout the entire custom home construction journey. Print it out, keep it handy, and check off each item as you go!



FAQs

YOUR BURNING QUESTIONS ABOUT CUSTOM HOME CONSTRUCTION ANSWERED

We know that embarking on a custom home construction journey can bring up a lot of questions. That's why we've dedicated this final chapter to answering some of the most common questions we hear from homeowners like you.

FAQs Include:

Q: *How long does it typically take to build a custom home?*

A: The timeline can vary depending on the complexity of the design, the size of the home, and other factors. On average, you can expect the process to take anywhere from 9 to 18 months.

Q: *How do I choose the right location for my custom home?*

A: Consider factors like proximity to work, schools, amenities, and the overall vibe of the neighborhood. Don't forget to think about future growth and potential resale value.

Q: *What should I look for in a custom home builder?*

A: Experience, reputation, and communication are key. Look for a builder who has a portfolio of homes that match your style and who is open to collaborating with you throughout the process.

Q: *What are the pros and cons of new construction homes compared to buying an existing home?*

A: New construction homes offer customization, modern amenities, and energy efficiency, but they also require a longer timeline and can be more expensive upfront.

Q: *How do I manage unexpected costs during construction?*

A: Build a contingency fund into your budget—typically 10-15% of your total budget—to cover any surprises that may arise. Keep open lines of communication with your builder to stay on top of costs.

FAQs - Continued

Q: *Can I make changes to the design after construction has started?*

A: Yes, but be prepared for potential delays and additional costs. It's best to finalize your design as much as possible before construction begins.

Q: *What are the benefits of energy-efficient home construction?*

A: Lower utility bills, reduced environmental impact, and increased comfort are just a few of the benefits. Plus, energy-efficient homes often have higher resale values.

Q: *How do I ensure my custom home is built to last?*

A: Choose high-quality materials, work with reputable contractors, and don't cut corners on essential features like the foundation, roofing, and insulation.

Q: *What should I expect during the final walk-through?*

A: This is your chance to inspect every detail of your new home and make sure everything is up to your standards. Create a punch list of any items that need attention before you move in.

Q: *What's the best way to maintain my new home?*

A: Regular maintenance is key to preserving the value and enjoyment of your home. Follow a seasonal maintenance schedule and address any issues as soon as they arise.



Conclusion: Ready to Build Your Dream Home?



We hope The Ultimate Custom Home Construction Workbook has given you the knowledge, tools, and confidence you need to embark on your custom home construction journey. Building a home is one of the most rewarding experiences you can have, and we're here to help you every step of the way.

Remember, the process may be long, and there may be challenges along the way, but the result—a home that's perfectly suited to you and your family—is worth it. At Synergy Homes, we're committed to making your dream home a reality. If you're ready to take the next step, we're here to guide you through the process with expertise, care, and a little bit of fun along the way.

Ready to get started?

Contact us today to learn more about our custom home construction services and how we can help you build the home of your dreams. Let's turn your vision into reality!



SYNERGY
HOMES

Bonus Section

Synergy Homes—*Why We're the Best Choice for Your Custom Home*

As a leader in custom home construction, Synergy Homes stands out for its commitment to quality, energy efficiency, and customer satisfaction. Here's what sets us apart:

Energy Efficiency Experts: We specialize in building homes that are not only beautiful but also incredibly energy-efficient. Our homes are designed to save you money on utilities while providing superior comfort.

Customizable Floor Plans: Whether you have a specific design in mind or need help creating the perfect layout, our team is here to help. We offer a range of customizable floor plans to suit your needs.

Exceptional Customer Service: From the initial consultation to the final walk-through, we're dedicated to providing a seamless and enjoyable building experience. We're with you every step of the way.

Attention to Detail: We take pride in our craftsmanship and attention to detail. Every aspect of your home will be carefully considered and executed to the highest standards.

Ready to partner with **Synergy Homes** on your custom home construction project? **Contact us today** and let's start building your dream home together!



This workbook is designed to be your ultimate guide through every phase of custom home construction, and we hope you find it as enjoyable to use as we did to create it. Happy building!